




**KEY**

Gravel Access Drive

Concrete Access Apron



Notes

- Do not scale from this drawing.
- All drawings are to be checked by the contractor and setting out engineer and read in conjunction with one another to ensure they are mutually compatible with each other before any setting out or construction commences.  
In the event of apparent ambiguity or contradiction the engineer and/or architect shall be notified immediately. Summer Consultancy accepts no liability in the event of not being so notified and where construction work has commenced.
- The Ordnance Survey details have been reproduced via Promap from the Ordnance Survey mapping with the permission of the Controller of Her Majesty's Stationary Office, © Crown Copyright.  
Summer Consultancy Ltd Ordnance Survey Paper Mapping Licence Number 100059047.

ISSUED FOR PLANNING  
NOT FOR CONSTRUCTION

Revisions		
Rev	Date	Description
A	29-07-22	Access 3 fence, gate & drive added



**Summer Consultancy Ltd**  
Civil Engineering & Transportation Consultant

The Old School  
Astley  
Shrewsbury  
SY4 4BP  
Tel: 01952 712 118  
Email: [info@summerconsultancy.co.uk](mailto:info@summerconsultancy.co.uk)  
[www.summerconsultancy.co.uk](http://www.summerconsultancy.co.uk)

Client: PHILLIP HAMMONDS

Project: DOVELEYS FARM SANDY LANE CANNOCK

Drawing Title: ACCESS DETAILS

Scale: 1:500    Drawn by: JRS    Date: July 2022

Drawing Number: 812-22-05    Revision: A