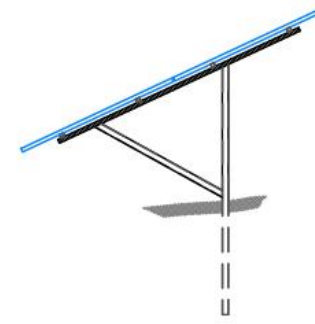
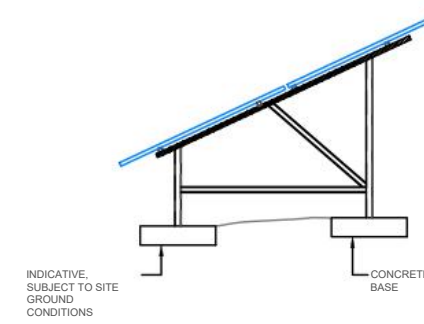


TABLE POST TYPE
TYPICAL SECTION THROUGH MODULE
SCALE 1:100 at A3



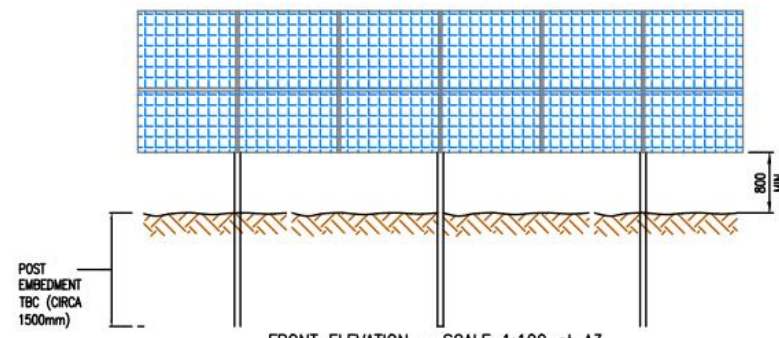
SINGLE POST TYPE



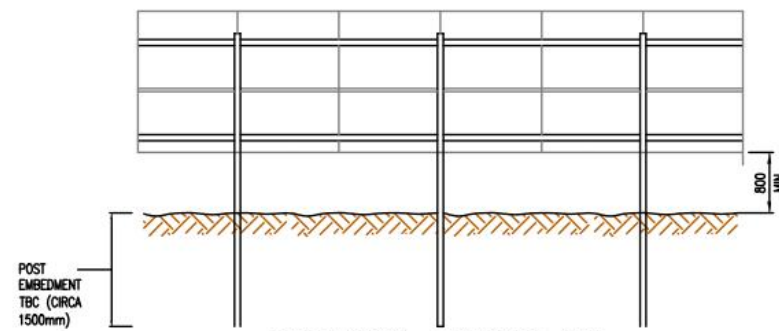
CONCRETE BASE TYPE

TYPICAL SECTION THROUGH ALTERNATIVE MODULE OPTIONS


SCALE 1:100 at A3



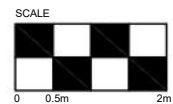
FRONT ELEVATION - SCALE 1:100 at A3



REAR ELEVATION - SCALE 1:100 at A3



TYPICAL PLAN VIEW OF ARRAYS
1:1,000 @ A3



Notes

1. Verifying Dimensions: The contractor shall verify dimensions against such other drawings or site conditions as pertain to this part of the work.
2. Existing Services: Any information concerning the location of existing services (above and below ground) indicated on this drawing is intended for general guidance only. All services should be checked on site prior to any work commencing.
3. If received electronically it is the recipients responsibility to print to correct scale. Only written dimensions should be used.
4. © Crown copyright and database rights 2022 Ordnance Survey 0100031673.

NOTES:

ARRANGEMENT OF PANELS SHOWN IS BASED ON THE FOLLOWING DATA:

1. TYPICAL PANEL SIZE = 2.4m X 1.3m APPROX.
2. PANEL TYPICAL INCLINATION = 25 DEGREES TO HORIZONTAL
3. MODULE LENGTH = TYPICAL 15.6m RUN WITH 0.2m GAPS SUPPORTED ON FOUR POST/FRAMES.
4. THE TYPICAL MODULE SECTION SHOWS TWO PANELS IN PORTRAIT ORIENTATION. THREE PANEL IN PORTRAIT, FOUR PANELS IN LANDSCAPE OR SIX PANELS IN LANDSCAPE MAY ALSO BE REQUIRED. DETAILS ARE SUBJECT TO FINAL DESIGN.
5. FOR CLEAR AISLES DISTANCE BETWEEN PANELS REFER TO SECTION.
6. PANELS AT LOWEST POINT SET AT 0.8m ABOVE GROUND LEVEL INCREASING TO 2.4m - 3.2m APPROXIMATE.
7. PANELS NOT LOCATED WHERE LAND GRADIENT EXCEEDS 1 IN 9.5 (6 DEGREES) DUE TO EXCESSIVE LEG HEIGHTS.
8. FOR EXTENT AND TYPE OF SCREENING REQUIRED REFER TO LANDSCAPE AND VISUAL ASSESSMENT REPORT FOR PROPOSALS.

A	Scale bar added	GG	JO'K	08/08/22
Rev	Description	By	CB	Date



+44 (0) 208 068 4240
+353 (0) 1 660 0180
www.elgin-energy.com
London | Dublin | Sydney

Project GENERAL

Title SOLAR PANEL SECTIONS

Status	Drawn By	PM/Checked by
Status	GG	Rob Kelly
Site Ref	Scale @ A3	Original Date Created
General	As shown	July 2022
Drawing Number		Rev
ELGIN-PANEL-001		A