

QUARTERLY TREASURY MANAGEMENT REPORT

QUARTER FOUR – 1 JANUARY 2024 TO 31 MARCH 2024

Detailed economic commentary on developments up to 31st March 2024

UK Economy

Against a backdrop of stubborn inflationary pressures, the Russian invasion of Ukraine, and war in the Middle East, UK interest rates have continued to be volatile right across the curve, from Bank Rate through to 50-year gilt yields, for all of 2023/24.

Markets have sought an end to central banks' on-going phase of keeping restrictive monetary policy in place on at least one occasion during 2023/24 but to date only the Swiss National Bank has cut rates and that was at the end of March 2024.

UK, EZ and US 10-year yields have all stayed stubbornly high throughout 2023/24. The table below provides a snapshot of the conundrum facing central banks: inflation is easing, albeit gradually, but labour markets remain very tight by historical comparisons, making it an issue of fine judgment as to when rates can be cut.

	UK	Eurozone	US
Bank Rate	5.25%	4%	5.25%-5.5%
GDP	-0.3%q/q Q4 (-0.2%y/y)	+0.0%q/q Q4 (0.1%y/y)	2.0% Q1 Annualised
Inflation	3.4%y/y (Feb)	2.4%y/y (Mar)	3.2%y/y (Feb)
Unemployment Rate	3.9% (Jan)	6.4% (Feb)	3.9% (Feb)

The Bank of England sprung no surprises in their March meeting, leaving interest rates at 5.25% for the fifth time in a row and, despite no MPC members no longer voting to raise interest rates, it retained its relatively hawkish guidance. The Bank's communications suggest the MPC is gaining confidence that inflation will fall sustainably back to the 2.0% target. However, although the MPC noted that "the restrictive stance of monetary policy is weighing on activity in the real economy, is leading to a looser labour market and is bearing down on inflationary pressures", conversely it noted that key indicators of inflation persistence remain elevated and policy will be "restrictive for sufficiently long" and "restrictive for an extended period".

Of course, the UK economy has started to perform a little better in Q1 2024 but is still recovering from a shallow recession through the second half of 2023. Indeed, Q4 2023 saw negative GDP growth of -0.3% while y/y growth was also negative at -0.2%.

But it was a strange recession. Unemployment is currently sub 4%, against a backdrop of still over 900k of job vacancies, and annual wage inflation is running at above 5%. With gas and electricity price caps falling in April 2024, the CPI measure of inflation - which peaked at 11.1% in October 2022 – is now due to slide below the 2% target rate in April and to remain below that Bank of England benchmark for the next couple of years, according to Capital Economics. The Bank of England still needs some convincing on that score, but upcoming inflation and employment releases will settle that argument shortly. It is noted that core CPI was still a heady 4.5% in February and, ideally, needs to fall further.

Shoppers largely shrugged off the unusually wet weather in February, whilst rising real household incomes should support retail activity throughout 2024. Furthermore, the impact of higher interest rates on household interest payments is getting close to its peak, even though fixed rate mortgage rates on new loans have shifted up a little since falling close to 4.5% in early 2024.

From a fiscal perspective, the further cuts to national insurance tax (from April) announced in the March Budget will boost real household disposable income by 0.5 - 1.0%. After real household disposable income rose by 1.9% in 2023, Capital Economics forecast it will rise by 1.7% in 2024 and by 2.4% in 2025. These rises in real household disposable income, combined with the earlier fading of the drag from previous rises in interest rates, means GDP growth of 0.5% is envisaged in 2024 and 1.5% in 2025. The Bank of England is less optimistic than that, seeing growth struggling to get near 1% over the next two to three years.

As for equity markets, the FTSE 100 has risen to nearly 8,000 and is now only 1% below the all-time high it reached in February 2023. The modest rise in UK equities in February was driven by strong performances in the cyclical industrials and consumer discretionary sectors, whilst communications and basic materials have fared poorly.

Despite its performance, the FTSE 100 is still lagging behind the S&P 500, which has been at an all-time high for several weeks.

USA Economy.

Despite the markets willing the FOMC to cut rates as soon as June 2024, the continued resilience of the economy, married to sticky inflation, is providing a significant headwind to a change in monetary policy. Markets currently anticipate three rate cuts this calendar year, but two or less would not be out of the question. Currently, policy remains flexible but primarily data driven.

In addition, the Fed will want to shrink its swollen \$16 trillion balance sheet at some point. Just because the \$ is the world's foremost reserve currency (China owns over \$1 trillion) does not mean the US can continually run a budget deficit. The mix of stubborn inflation and significant treasury issuance is keeping treasury yields high. The 10 year stands at 4.4%.

As for inflation, it is currently a little above 3%. The market is not expecting a recession, but whether rates staying high for longer is conducive to a soft landing for the economy is uncertain, hence why the consensus is for rate cuts this year and into 2025...but how many and when?

EZ Economy.

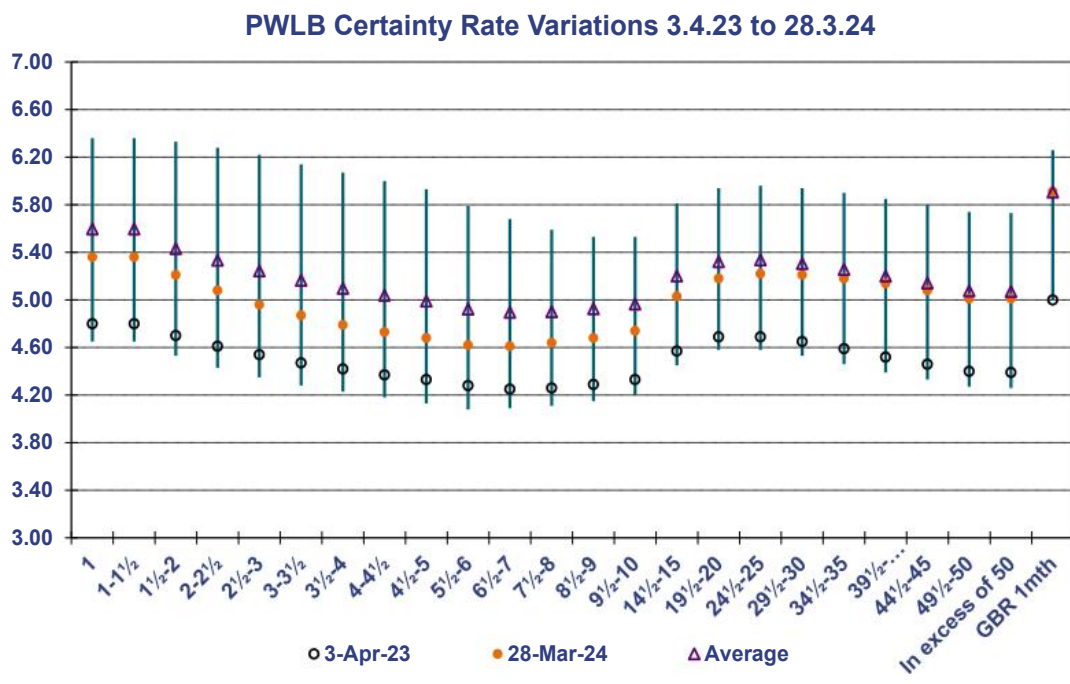
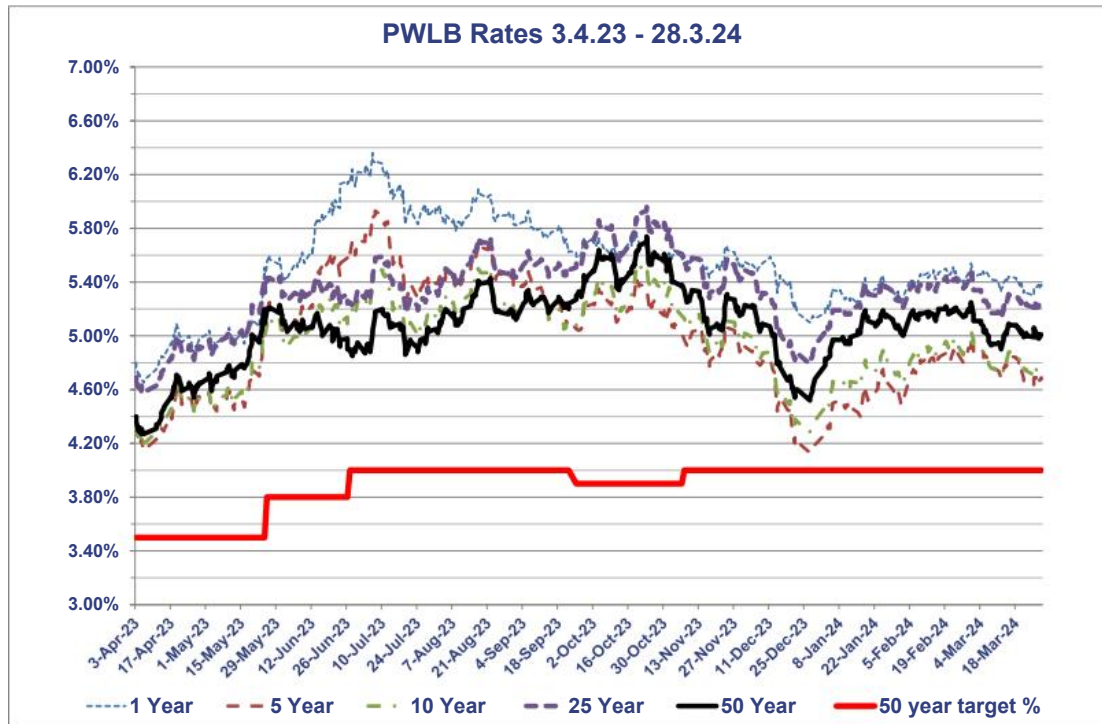
Although the Euro-zone inflation rate has fallen to 2.4%, the ECB will still be mindful that it has further work to do to dampen inflation expectations. However, with growth steadfastly in the slow lane (GDP flatlined in 2023), a June rate cut from the current 4% looks probable.

2. Interest rate forecasts

The Council has appointed Link Group as its treasury advisors and part of their service is to assist the Council to formulate a view on interest rates. The PWLB rate forecasts below are based on the Certainty Rate (the standard rate minus 20 bps) which has been accessible to most authorities since 1st November 2012.

Link Group Interest Rate View 07.02.23		Mar-23	Jun-23	Sep-23	Dec-23	Mar-24	Jun-24	Sep-24	Dec-24	Mar-25	Jun-25	Sep-25	Dec-25	Mar-26
BANK RATE		4.25	4.50	4.50	4.25	4.00	3.75	3.25	3.00	2.75	2.75	2.50	2.50	2.50
3 month ave earnings		4.30	4.50	4.50	4.30	4.00	3.80	3.30	3.00	2.80	2.80	2.50	2.50	2.50
6 month ave earnings		4.40	4.50	4.40	4.20	3.90	3.70	3.20	2.90	2.80	2.80	2.60	2.60	2.60
12 month ave earnings		4.50	4.50	4.40	4.20	3.80	3.60	3.10	2.70	2.70	2.70	2.70	2.70	2.70
5 yr PWLB		4.00	4.00	3.90	3.80	3.70	3.60	3.50	3.40	3.30	3.20	3.10	3.10	3.10
10 yr PWLB		4.20	4.20	4.10	4.00	3.90	3.80	3.60	3.50	3.50	3.40	3.30	3.30	3.20
25 yr PWLB		4.60	4.60	4.40	4.30	4.20	4.10	3.90	3.80	3.70	3.60	3.50	3.40	3.40
50 yr PWLB		4.30	4.30	4.20	4.10	3.90	3.80	3.60	3.60	3.40	3.30	3.20	3.20	3.10

PWLB RATES 2023/24

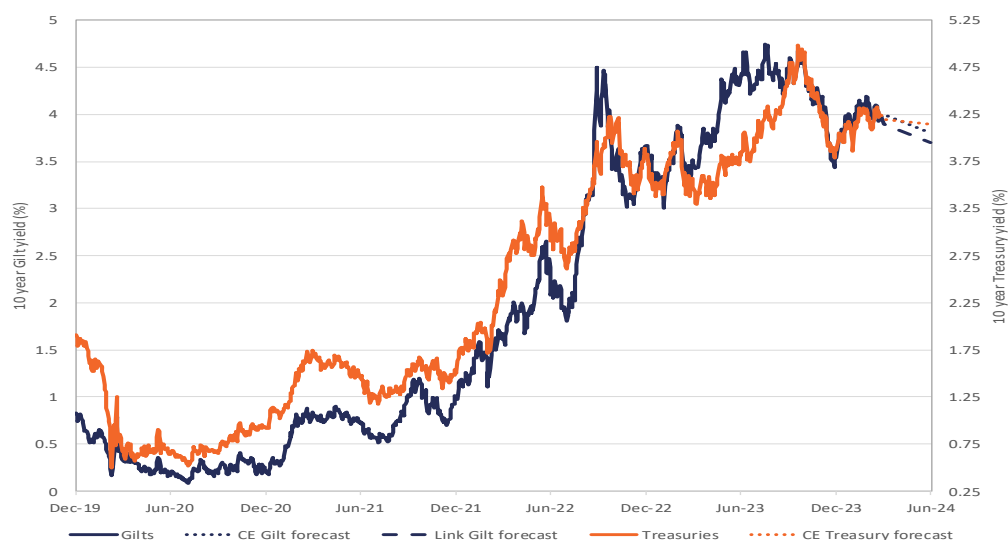


HIGH/LOW/AVERAGE PWLB RATES FOR 2023/24

	1 Year	5 Year	10 Year	25 Year	50 Year
Low	4.65%	4.13%	4.20%	4.58%	4.27%
Date	06/04/2023	27/12/2023	06/04/2023	06/04/2023	05/04/2023
High	6.36%	5.93%	5.53%	5.96%	5.74%
Date	06/07/2023	07/07/2023	23/10/2023	23/10/2023	23/10/2023
Average	5.54%	4.99%	4.97%	5.34%	5.08%
Spread	1.71%	1.80%	1.33%	1.38%	1.47%

PWLB rates are based on gilt (UK Government bonds) yields through HM Treasury determining a specified margin to add to gilt yields. The main influences on gilt yields are Bank Rate, inflation expectations and movements in US treasury yields. Inflation targeting by the major central banks has been successful over the last 30 years in lowering inflation and the real equilibrium rate for central rates has fallen considerably due to the high level of borrowing by consumers: this means that central banks do not need to raise rates as much now to have a major impact on consumer spending, inflation, etc. This has pulled down the overall level of interest rates and bond yields in financial markets over the last 30 years. Indeed, in recent years many bond yields up to 10 years in the Eurozone turned negative on expectations that the EU would struggle to get growth rates and inflation up from low levels. In addition, there has, at times, been an inversion of bond yields in the US whereby 10-year yields have fallen below shorter-term yields. In the past, this has been a precursor of a recession.

However, since early 2022, yields have risen dramatically in all the major developed economies, first as economies opened post-Covid; then because of the inflationary impact of the war in Ukraine in respect of the supply side of many goods. In particular, rising cost pressures emanating from shortages of energy and some food categories have been central to inflation rising rapidly. Furthermore, at present the FOMC, ECB and Bank of England are all being challenged by levels of persistent inflation that are exacerbated by very tight labour markets and high wage increases relative to what central banks believe to be sustainable.

Graph of 10-year UK gilt yields v. US treasury yields (inclusive of Link's and Capital Economics' forecasts)

Gilt yields have generally been on a continual rise since the start of 2021, peaking in the autumn of 2023. Currently, yields are broadly range bound between 3.5% and 4.25%.

At the close of the day on 28 March 2024, all gilt yields from 1 to 50 years were between 3.81% and 4.56%, with the 1 year being the highest and 6-7 years being the lowest yield.

Regarding PWLB borrowing rates, the various margins attributed to their pricing are as follows: -

- **PWLB Standard Rate** is gilt plus 100 basis points (G+100bps)
- **PWLB Certainty Rate** is gilt plus 80 basis points (G+80bps)
- **Local Infrastructure Rate** is gilt plus 60bps (G+60bps)
- **HRA Borrowing rate** is gilt plus 40 40bps (G+40bps)

There is likely to be a fall in gilt yields and PWLB rates across the whole curve over the next one to two years as Bank Rate falls and inflation (on the Consumer Price Index measure) moves below the Bank of England's 2% target.

As a general rule, short-dated gilt yields will reflect expected movements in Bank Rate, whilst medium to long-dated yields are driven primarily by the inflation outlook.

The Bank of England is also embarking on a process of Quantitative Tightening. The Bank's original £895bn stock of gilt and corporate bonds will gradually be sold back into the market over several years. The impact this policy will have on the market pricing of gilts, while issuance is markedly increasing, and high in historic terms, is an unknown at the time of writing.