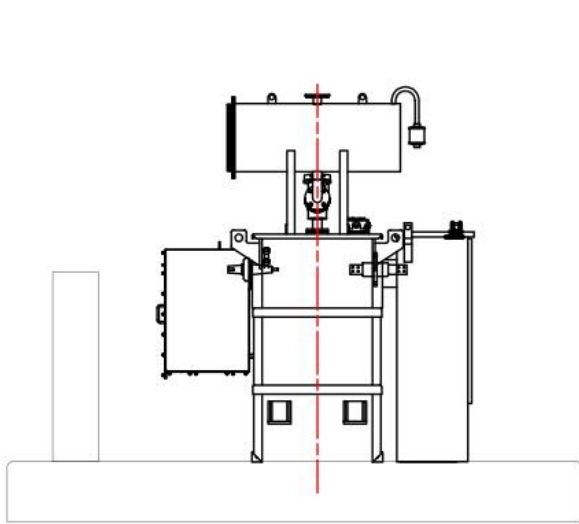
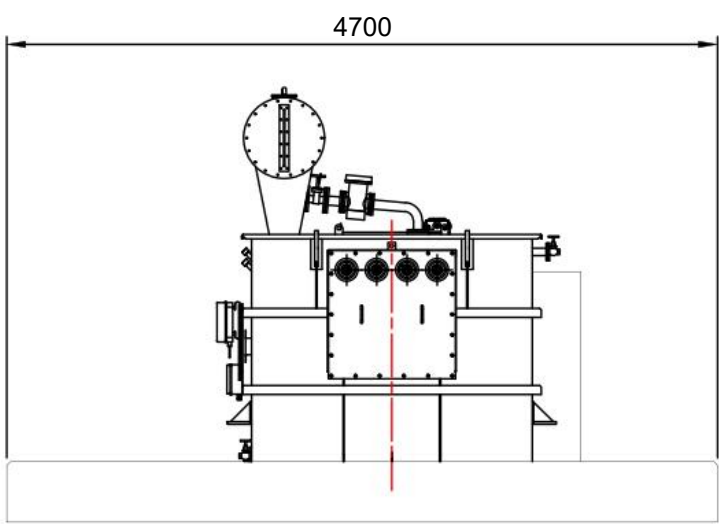


LOCATION PLAN  
SCALE 1:500

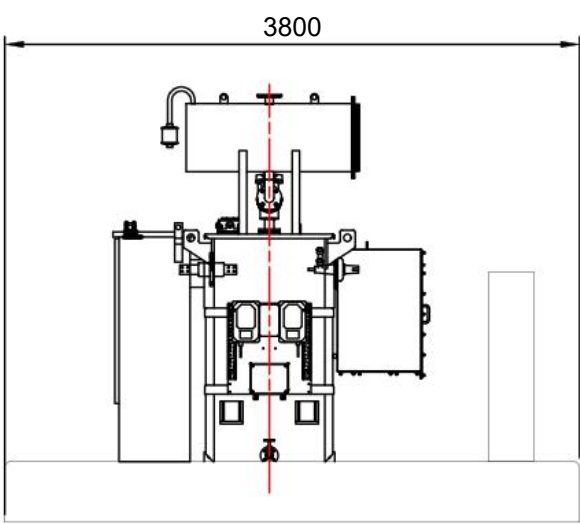
- NOTES
1. THIS DRAWING TO BE READ IN CONJUNCTION WITH ALL RELEVANT ENGINEERS AND SPECIALISTS DRAWINGS & SPECIFICATIONS.
  2. ANY DISCREPANCIES BETWEEN THIS DRAWING AND ANY OTHER TO BE REPORTED TO THE ENGINEER IMMEDIATELY.
  3. ALL WORKS TO COMPLY WITH THE MOST CURRENT BRITISH STANDARDS.
  4. ALL DIMENSIONS IN MILLIMETERS UNLESS STATED OTHERWISE. NO DIMENSIONS ARE TO BE SCALED OFF THE DRAWING. USE FIGURED DIMENSIONS ONLY.
  5. ALL DIMENSIONS TO BE  $\pm 3\text{mm}$  UNLESS SPECIFIED OTHERWISE.



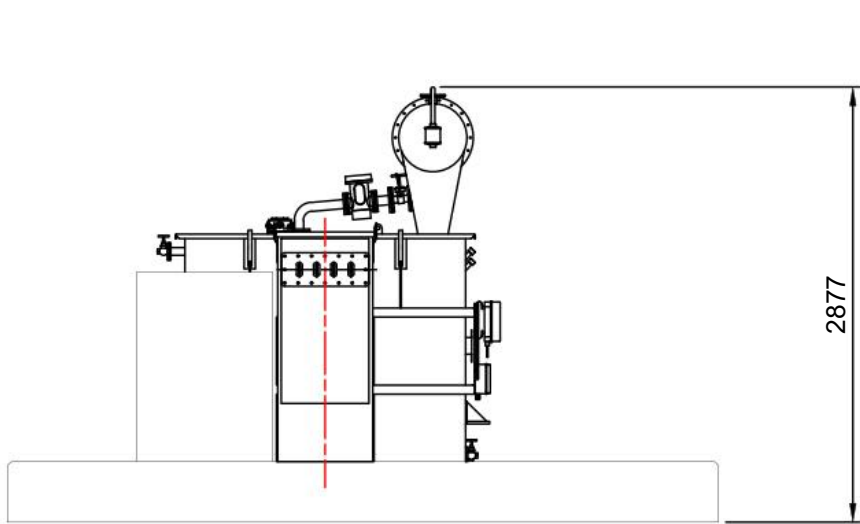
FRONT ELEVATION 'B'



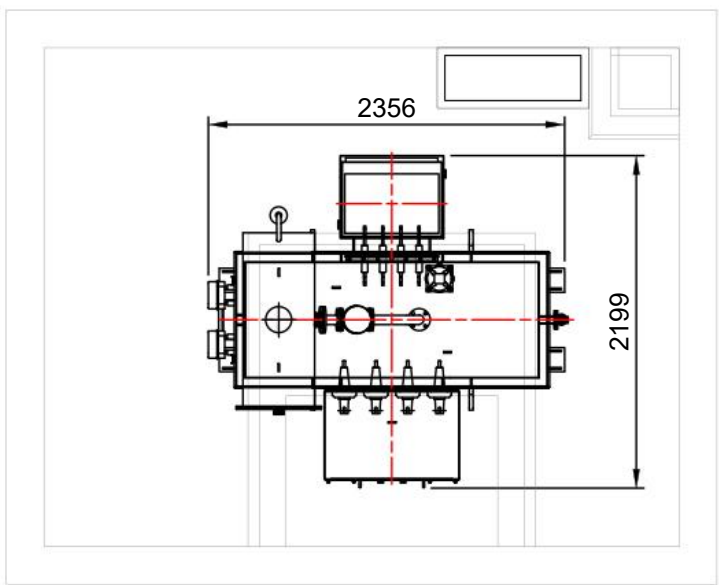
SIDE ELEVATION 'A'



REAR ELEVATION 'C'

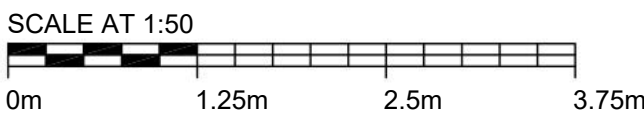


SIDE ELEVATION 'D'



PLAN VIEW

EARTHING TRANSFORMER (ETX)



0.1	PLANNING ISSUE			
	JW	KF	JA	09/11/2022
REV	Description			
	DESIGNED	CHECKED	APPROVED	DATE



Unit 9, Dunchideock Barton, Dunchideock,  
Exeter, Devon, EX2 9UA  
(t) 01726 218618  
www.ethical-power.com

Project Title: PENN  
Description: AUXILIARY TRANSFORMER PLAN & ELEVATIONS  
Location co-ord: OS Grid ref.: 386100, 295300  
Site address: BLACKPIT LANE,  
LOWER PENN,  
WV4 4YA

Drg No: EPC-0339-C-E-LA-ATX  
Scale: 1:50@A1  
Job No: 0339  
Drawn by: TG  
Checked by: LC  
Date: 09/11/22